

BASIC DENTAL INSTRUMENTS & SUPPLIES



Instrument: Dental Tray

Function: To provide an area specific for instruments

Characteristics: Different designs for different procedures, e.g. hygiene tray, operative tray, surgical tray.



Instrument: Mouth Mirror

Function: To provide indirect vision
To retract lips, cheeks, and tongue
To reflect light into the mouth


Characteristics: Accurate image from flat surface mirrors, image magnified with concave mirrors.



Instrument: Cotton Forceps

Function: To Grasp and/or transfer material in and out of the oral cavity.

Characteristics: Plain or serrated tips
variety of sizes, angled tip.



Instrument: Explorers

Function: To Examine teeth for decay (caries), calculus, furcation, or canals and other anomalies

Characteristics: Pointed tips: sharp, thin and flexible.
1. Orbin; 2. Shepherds; 3. Pigtail



Instrument: Perioprobe

Function: An instrument with incremental marks on the tip to measure the periodontal pockets

Characteristics: Designed with different increments, e.g. 1mm, 3 mm, PSR probe



Instrument: Bib holder

Function: To attach the patient bib around the patient's neck

Characteristics: Disposable snap/adhesive clips
Alligator clip (not disposable)

BASIC DENTAL INSTRUMENTS & SUPPLIES



Instrument: Instrument Handles

Function: Handles for detachable instrument, heads screw into handle

Characteristics: E.g. mouth mirror



Instrument: Patient Bib

Function: To prevent materials, debris, fluids from contacting the patient

Characteristics: Differs in colors, shapes and designs; has a protective liquid barrier side and an absorbent side



Instrument: Cotton Rolls

Function: To isolate teeth and absorb saliva
Act as a protective tissue barrier;
aid in endodontic diagnostics

Characteristics: Fluid absorbent roll ~ 1 in long

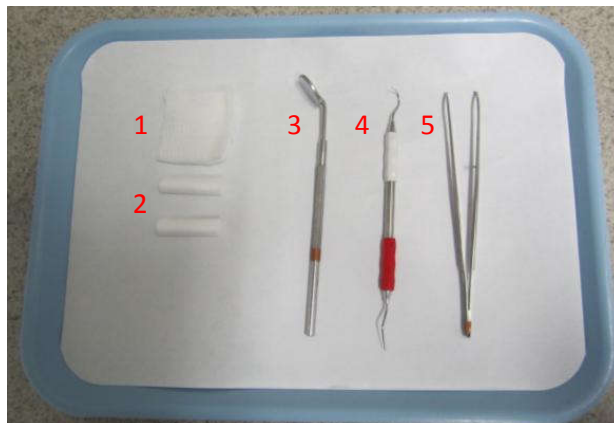


Instrument: 2 x 2 gauze

Function: Absorbent cloth, aid in homeostasis, clean instruments, used in all aspects of dentistry

Characteristics: 2 x 2 inches in size, white, thinly/thick woven absorbent fiber

1. 2x2 Gauzes
2. Cotton Rolls
3. Mouth Mirror
4. Explorer
5. Cotton Forcep



Basic Tray Set - Up

BASIC DENTAL INSTRUMENTS & SUPPLIES



Instrument: High Velocity Saliva Evacuation (HVE)

Function: To evacuate large volumes of fluid and debris from oral cavity

Characteristics: Straight or slightly angled at one or both end; stainless steel, autoclavable plastic, or disposable plastics; attaches to tubing on dental unit



Instrument: Low Velocity Saliva Evacuation (LVE)

Function: To evacuate reduced volumes of fluid from oral cavity

Characteristics: Disposable plastic for single use; can be bent or used straight; attaches to tubing on dental unit



Instrument: Air/Water Syringe Tip

Function: To rinse and dry specific teeth or entire oral cavity

Characteristics: Three-way syringe: air, water, or spray with water and air; Syringe tip: Disposable plastic or autoclavable metal; attaches to air/water syringe on dental unit

INSTRUMENTS & SUPPLIES FOR PROPHY AND SRP



Instrument: Ultrasonic Scaler Unit

Function: To use with water-cooled ultrasonic tips, to remove calculus

Characteristics: Has ultra-high frequency tip movement that also sprays water, attaches to dental chair



Instrument: Ultrasonic Scaler Tips

Function: To remove supra/subgingival calculus on teeth, remove bacteria from periodontal pockets and stain.

Characteristics: Used with Ultrasonic Scaler Unit, water is used to cool tips, 25 k 30 k size tips. Not interchangeable



Instrument: Universal Curette

Function: To Scale and remove deposits and stain, remove calculus

Characteristics: Blade has two cutting edges, rounded toe, round on the back Single or double ended.



Instrument: Area-Specific Curette

Function: To scale and remove deposits from specific sub gingival surfaces.

Characteristics: Anterior and Posterior specific curettes



Instrument: Sickle Scaler

Function: To remove large amounts of deposits from supragingival surfaces, ideal for anterior interproximal area

Characteristics: Variety of sizes, sharp edges with sharp point.



Instrument: 0.12 % Chlorhexidine

Function: Oral rinse before treatment, aid with lowering patients oral bioburden

Characteristics: Blue or Pink liquid, 15 ml oral rinse before and after cleaning

HYGIENE SET UP FOR PROPHY AND SRP



Instrument: Propphy Cup & Paste

Function: To polish coronal surface after cleaning or before certain operative procedures

Characteristics: Different prophy cups/points fluoridated or non-fluoridated pastes, also differ in grit



Instrument: Fluoride Varnish

Function: To decrease post cleaning sensitivity, remineralize incipient carious lesions, caries prevention

Characteristics: Differs in color, sticky, resin based, some patients may be allergic to the resin in the varnish



Instrument: Patient Tooth Brush

Function: To allow the patient to continue good oral home care

Characteristics: Soft bristle tooth brush



Instrument: Patient Floss

Function: To allow the patient to continue good oral home care

Characteristics: Waxed or non-waxed floss

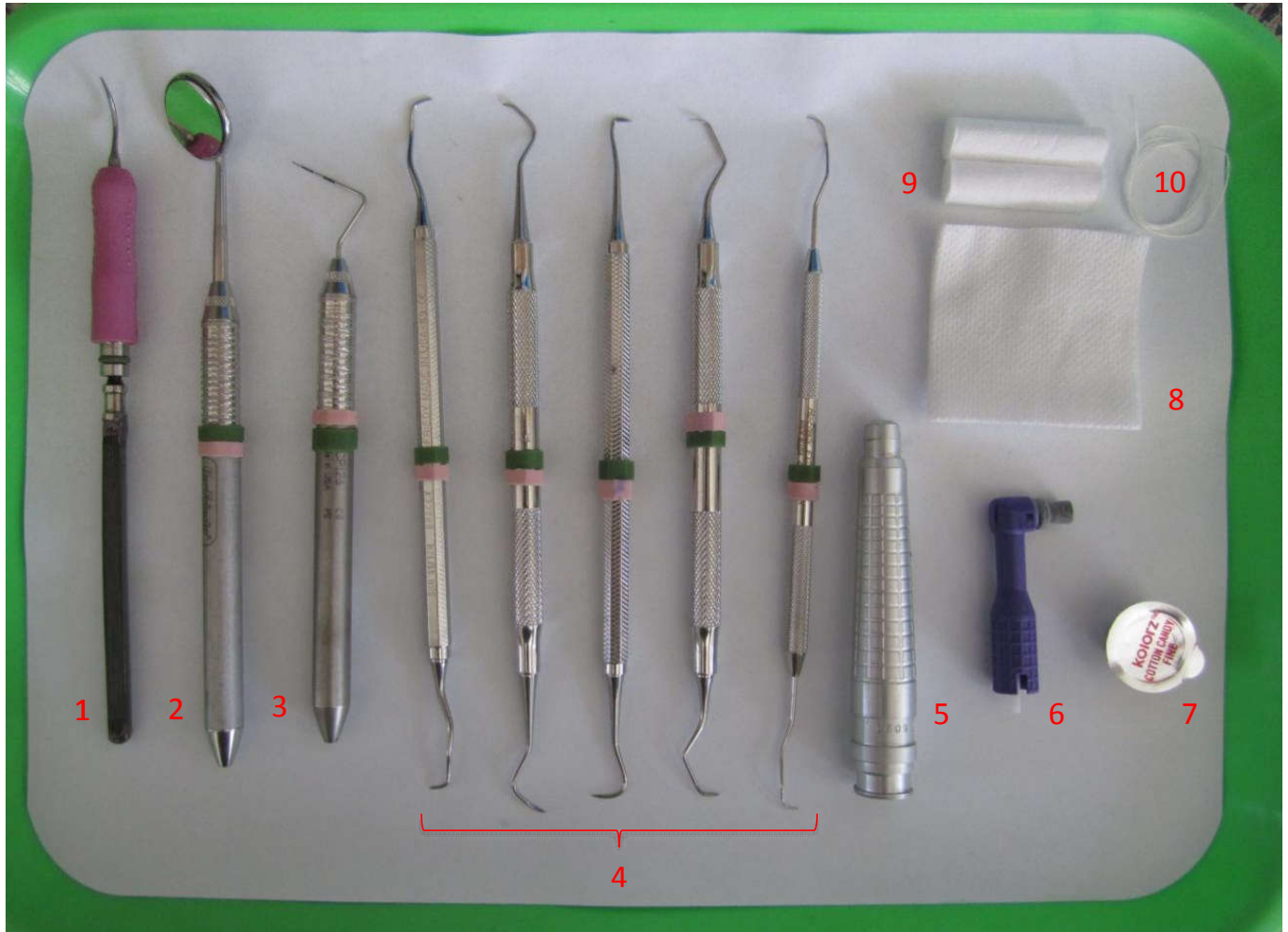


Instrument: Propphy Angle

Function: To polish teeth with prophy cup or brush

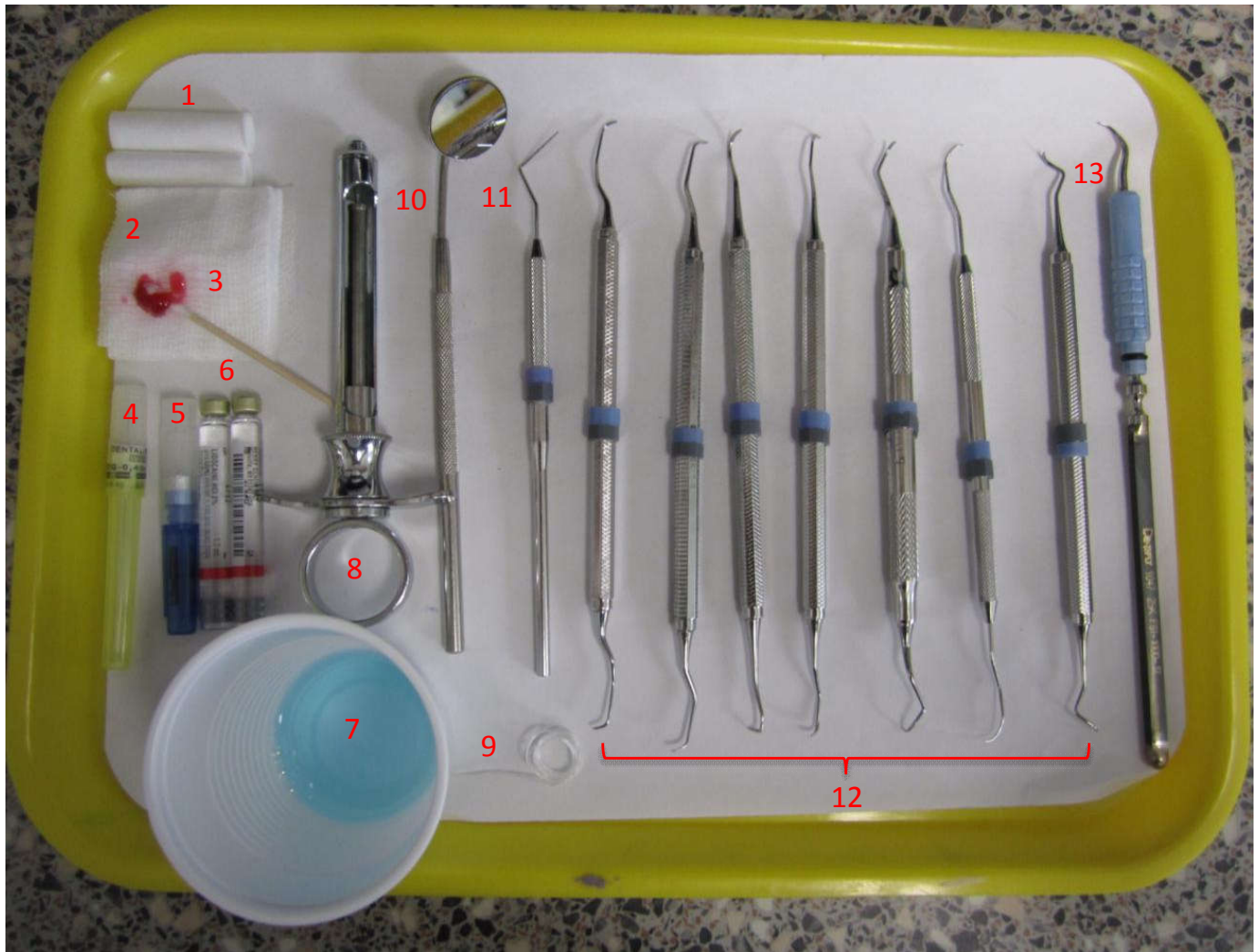
Characteristics: An attachment for straight or prophy handpiece; types: prophy cup for polishing all surfaces of teeth, prophy brush for polishing occlusal surfaces and lingual surfaces of anterior teeth

PROPHYLAXIS TRAY SET-UP




1. Cavitron Tip
2. Mouth Mirror
3. Perioprobe
4. Scalars
5. Straight Nose
6. Prohpy Angle
7. Prophy Paste
8. 2x2 Gauzes
9. Cotton Rolls
10. Floss

SRP (SCALING & ROOT PLANING) TRAY SET-UP



- | | |
|-----------------------|------------------|
| 1. Cotton Rolls | 10. Mouth Mirror |
| 2. 2x2 Gauzes | 11. Perioprobe |
| 3. Topical Anesthetic | 12. Scalars |
| 4. Long Needle | 13. Cavitron Tip |
| 5. Short Needle | |
| 6. Anesthetic Carpule | |
| 7. Chlorhexidine | |
| 8. Syringe | |
| 9. Floss | |

OPERATIVE INSTRUMENTS - AMALGAM - COMPOSITE



Instrument: Q-tip

Function: To apply topical anesthetic, bite stick, aid in perio and endo diagnostics

Characteristics: cotton tipped wooden/plastic stick



Instrument: Topical Anesthetic

Function: To aid in painless anesthesia

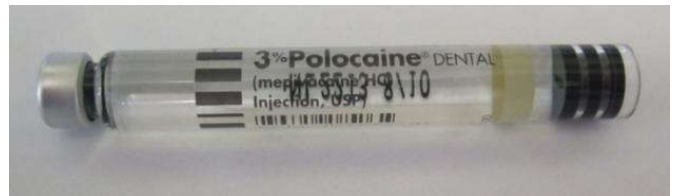
Characteristics: Gel consistency, applied with Q-tip to the injection site, differs in color and taste



Instrument: Lidocaine - Red

Function: An anesthetic with epinephrine

Characteristics: 2 % Lidocaine 1:100,000 epinephrine; has a red band on the carpule; most used anesthetic



Instrument: Polocaine - Tan

Function: A non-epinephrine anesthetic, used when patients can't have epinephrine, e.g. HTN patients

Characteristics: 3 % Polocaine Plain; has a tan band on the carpule



Instrument: Anesthetic Needle

Function: To inject anesthetic into soft tissue

Characteristics: Varies in Gauge and Length
Typically short for maxillary
Typically long for mandibular



Instrument: Needle Stick Protector

Function: To hold needle sheath for one-handed recapping after injection, Prevent needle stick

Characteristics: Metal and card board protector

OPERATIVE INSTRUMENTS - AMALGAM - COMPOSITE



Instrument: Anesthetic Syringe

Function: To administer local anesthetic

Characteristics: Aspirating and self-aspirating syringe. Aspirating syringes have a barb that inserts in the carpule



Instrument: Amalgam Capsule

Function: Material used to restore a cavity, build up for crown

Characteristics: Contains amalgam, has to be triturated, times differ on types of amalgams



Instrument: Amalgam Well

Function: To hold amalgam before it is placed in the preparation

Characteristics: Metal, plastic, or glass



Instrument: Amalgam Carrier

Function: To carry and dispense amalgam for cavity preparation

Characteristics: Amalgam is placed in hollow tubes, and is then placed in cavity preparation, double or single sided



Instrument: Hatchet

Function: An instrument to accentuate line and point angles of internal and external outlines, remove unsupported enamel

Characteristics: Cutting edges at differing angles




Instrument: Smooth Condenser

Function: To pack and condense amalgam into cavity preparation

Characteristics: Has smooth ends, round, flat, small and large sizes, single or double sided

OPERATIVE INSTRUMENTS - AMALGAM - COMPOSITE



Instrument: **Ball Burnisher**

Function: To smooth amalgam after condensing
To contour matrix band before amalgam placement

Characteristics: Burnishes alloy restorations, single or double sided



Instrument: **Tanner Carver**

Function: To carve occlusal anatomy into amalgam restorations

Characteristics: Double ended, ends are shaped to carve alloy restorations, sharp



Instrument: **Discoid-Cleoid Carver**

Function: To carve occlusal anatomy into amalgam restorations

Characteristics: Double ended; Discoid is disk shaped; cleoid is pointed, sharp



Instrument: **Woodson**

Function: Used as a burnisher and condenser

Characteristics: Doubled ended, one end a condenser while other is paddle shaped



Instrument: **Hollenback Carver**

Function: To contour and carve occlusal and interproximal anatomy in amalgam restorations

Characteristics: Double ended, sharp stiff metal blade, sharp point; ends are protrude at different angles; carves other restorative materials



Instrument: **Half-Hollenback Carver (2)**

Function: To contour and carve occlusal and interproximal anatomy in amalgam restorations

Characteristics: Half the size of Hollenback (1); double ended, sharp stiff metal blade, sharp point; ends are protrude at different angles; carves other restorative materials

OPERATIVE INSTRUMENTS - AMALGAM - COMPOSITE



Instrument: Dycal/Liner Applicator

Function: To Place Calcium Hydroxide or Glass Ionomer

Characteristics: Has short or long handle, similar to a tiny ball burnisher



Instrument: Articulating Paper Holder

Function: To hold articulating paper in checking patients bite

Characteristics: Articulating paper is blue or red, thin to thick



Instrument: Tofflemire/Matrix Band Retainer

Function: To maintain stability of matrix band during condensation of restorations

Characteristics: Has a guide slot, spindle, outer and inner knob



Instrument: Matrix Band

Function: To replace missing proximal walls of cavity preparation for condensation of restorative material

Characteristics: Universal, premolar, molar, and pediatric bands

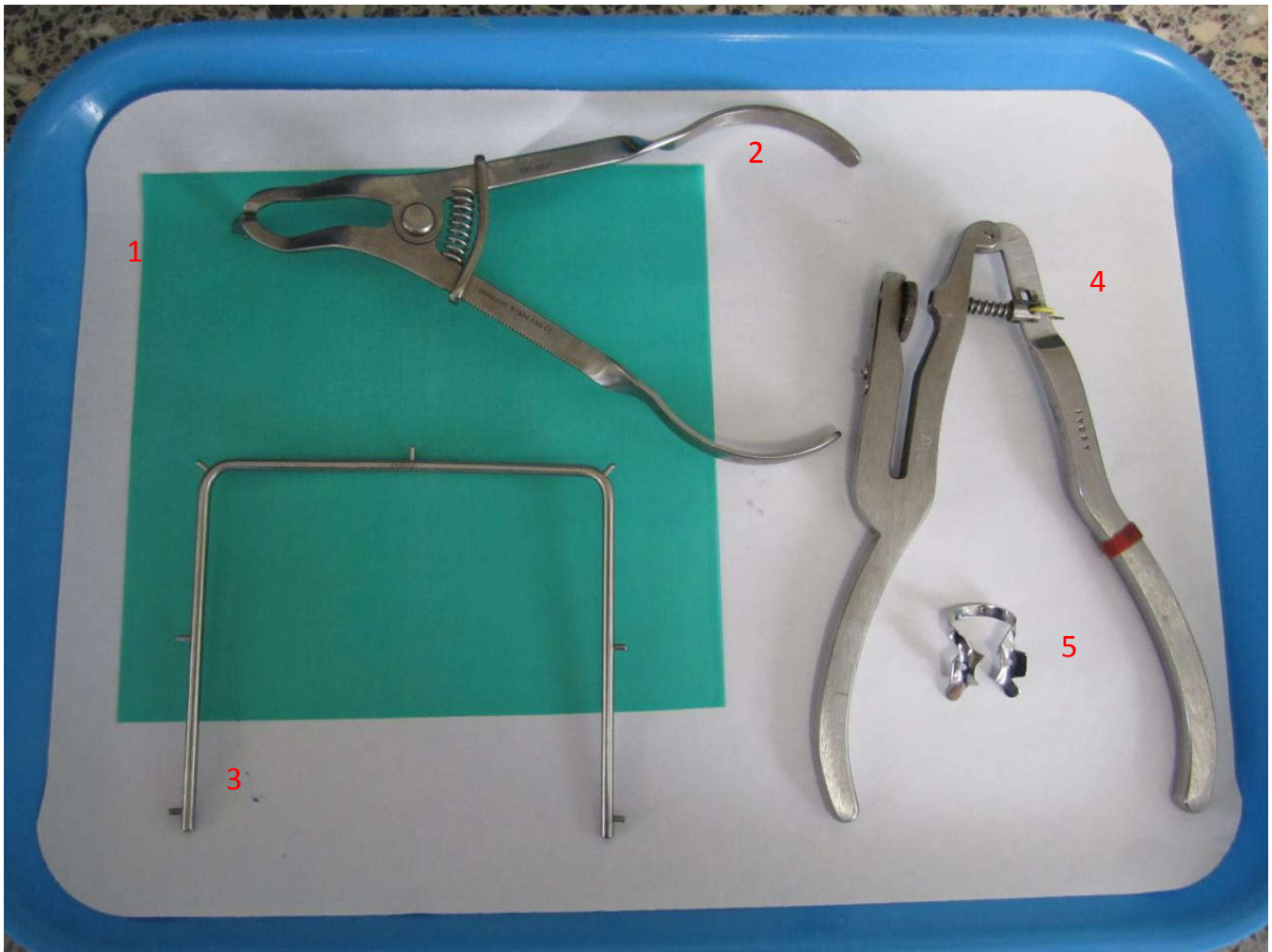


Instrument: Interproximal Knife

Function: To Carve interproximal walls of amalgams, to restore contour of proximal walls

Characteristics: Double ended, Sharp carving hard metal blade

RUBBER DAM TRAY SET-UP



RUBBER DAM TRAY SET-UP INSTRUMENTS

1. Rubber Dam
2. Clamp holder
3. Rubber Dam Holder
4. Rubber Dam Hole Puncher
5. Clamp


OPERATIVE INSTRUMENTS - AMALGAM - COMPOSITE



Instrument: Spoon Excavator

Function: To remove carious dentin
To remove temp cement, provisional crowns

Characteristics: Spoon-shaped with a cutting edge, small and large sizes



Instrument: Wood Wedges

Function: To hold matrix band in place along gingival margin of class II

Characteristics: Triangular or rounded plastic or wooden, various sizes and color



Instrument: Plastic Instrument

Function: To carry composite material for cavity preparation, and shape composite, not for any other use

Characteristics: Specially coated instrument, not for amalgam or any other use



Instrument: Micro Brush

Function: Use to apply primer, dentin bond enamel bond, sealants

Characteristics: Small plastic instrument with small fiber bristled head



Instrument: Mylar Strip

Function: Thin clear strip used to isolate cavity prep, able to use cure light

Characteristics: Similar size to matrix band, clear



Instrument: Composite Well

Function: Plastic well used to hold composite, etch, bond, cavity conditioner

Characteristics: Plastic well, smaller than amalgam well

OPERATIVE INSTRUMENTS - AMALGAM - COMPOSITE



Instrument: Curing Light

Function: To harden light-cure materials, bonding, composites, sealants, cements, build up

Characteristics: Material must be cured in increments of 2 mm or less, need to be above 300 wavelength



Instrument: Protective Eye Wear

Function: To protect operator's and assistant's eyes during procedures

Characteristics: Orange, dark, clear, protects eyes



Instrument: Finishing Strips

Function: To finish and smooth interproximal surfaces

Characteristics: Differs in grit, coarse, fine, extra fine. Abrasive



Instrument: Bonding Agents

Function: Acts as an adhesive between the tooth and the composite material

Characteristics: Differs in generation, all in one unit, 3 step, 2 step, brands require different techniques


COMPOSITE TRAY SET-UP



Composite Tray Set-up Instruments

1. 2x2 Gauzes
2. Topical Anesthetic
3. Anesthetic carpules
4. Needle
5. Cotton Rolls
6. Syringe
7. High Speed Handpiece
8. Restorative Bur Block
9. Cotton Forcep
10. Floss
11. Hand Mirror
12. Perioprobe
13. Spoon Excavator
14. Acorn Burnisher
15. Ball/ Football Burnisher
16. Condenser
17. Plastic Instrument
18. Discoid-Cleoid Carver
19. Beavertail Carver
20. Bonding Agents
21. Microbrush
22. Mixing Well
23. Articulating Paper
24. Wooden Wedges
25. Matrix Band
26. Packable Composite
27. Tofflemire
28. Flowable Composite
29. Etch
30. Slow speed

RESTORATIVE BUR BLOCK



1. Diamond Football
2. Round Bur
3. Latch Round Bur
4. Diamond Round-Nosed
5. White Stone
6. 330
7. 557
8. Diamond Tree Top

OPERATIVE INSTRUMENTS - AMALGAM - COMPOSITE



Instrument: Flowable Composite

Function: High viscosity, low filler composite, used small areas or before placement of packable composite, differs in shade

Characteristics: Fluid like composite, with in a syringe used with a syringe tip



Instrument: Packable Composite

Function: Low viscosity, high filler, permanent restorative material

Characteristics: Either in a syringe or composite tip. Composite tip requires composite gun



Instrument: Composite Gun

Function: Holds composite tip, used to deliver composite to the cavity prep

Characteristics: Composite tip inserts in the barrel of the composite gun



Instrument: Composite Shade Guide

Function: To allow the patient to see the shade they would like the filling to be.

Characteristics: Has different color teeth with a shade, e.g. A2, B1, C3, D2...



Instrument: High Speed Handpiece

Function: To be used with a bur to cut a cavity/crown prep

Characteristics: Runs on air pressure, up to 400,000 rpm's, sprays water, friction grip



Instrument: Low Speed Handpiece

Function: To remove decay, polish, open pulpal access, endo, refine prep

Characteristics: Runs on air, up to 30,000 rpm's, latch and friction grip

OPERATIVE INSTRUMENTS - AMALGAM - COMPOSITE



Instrument: Contra Angle

Function: To use with slow speed motor

Characteristics: Different designs for different procedures, e.g. hygiene tray, operative tray, surgical tray.




Instrument: Straight Nose Cone

Function: To use with or without attachments. Examples of attachments: Contra angle or prophylaxis angle; To use with a long-shank straight bur

Characteristics: Runs at maximum 30,000 rpm; use outside oral cavity unless used with attachments

X-RAY



Instrument: **Anterior X-ray**

Function: To take X-ray for Anterior teeth


Characteristics: 1. Plastic aiming ring; 2. metal indicator arm; 3. plastic bite-block; 4. film



Instrument: **Digital Sensor**

Function: To be placed in mouth and capture digital image of teeth; used in place of traditional X-ray films

Characteristics: Variety sizes and types



Instrument: **Posterior X-Ray**

Function: To take X-ray for Posterior teeth

Characteristics: 1&5. Plastic bite-block; 2. Plastic aiming ring; 3. metal indicator arm; 4. film

UNIVERSAL SURGICAL INSTRUMENTS



Instrument: Scalpel Handle with Blades

Function: To hold blade in place, cut tissue with blade, trim interproximal restoration


Characteristics: Blades are disposable after each use. Handle can be autoclaved or disposable.



Instrument: Tissue Forcep

Function: To hold tissue during surgical procedures

Characteristics: Has serrated or rat-tooth tips



Instrument: Hemostat

Function: To grasp tissue or bone fragment

Characteristics: Has variety of functions. Working end is serrated and it locks. Can be straight or curved



Instrument: Tongue and Cheek Retractor

Function: To hold and retract tongue or cheek


Characteristics: Styles and sizes vary. Also called the Minnesota.



Instrument: Tissue Scissors

Function: To cut tissue

Characteristics: Can be straight or curved. Variety of shapes and sizes



Instrument: Needle Holder/ Driver

Function: To grasp and manipulate suture needle during suturing

Characteristics: Working end has different lengths. Ends are notched to accommodate needle.

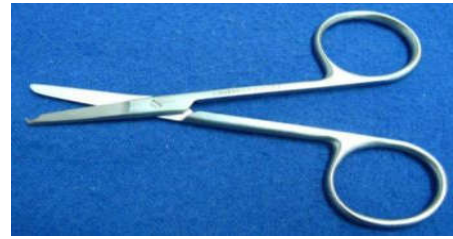
UNIVERSAL SURGICAL INSTRUMENTS



Instrument: Suture Needles and Sutures

Function: To suture surgical site

Characteristics: Reabsorbable sutures: gut and chromic gut. Non-reabsorbable: silk, nylon, polypropylene. Available in packages.



Instrument: Suture Scissors

Function: To cut sutures

Characteristics: Has straight or angled cutting edges. May have a notch on end of cutting edge.

SUTURE TRAY SET-UP

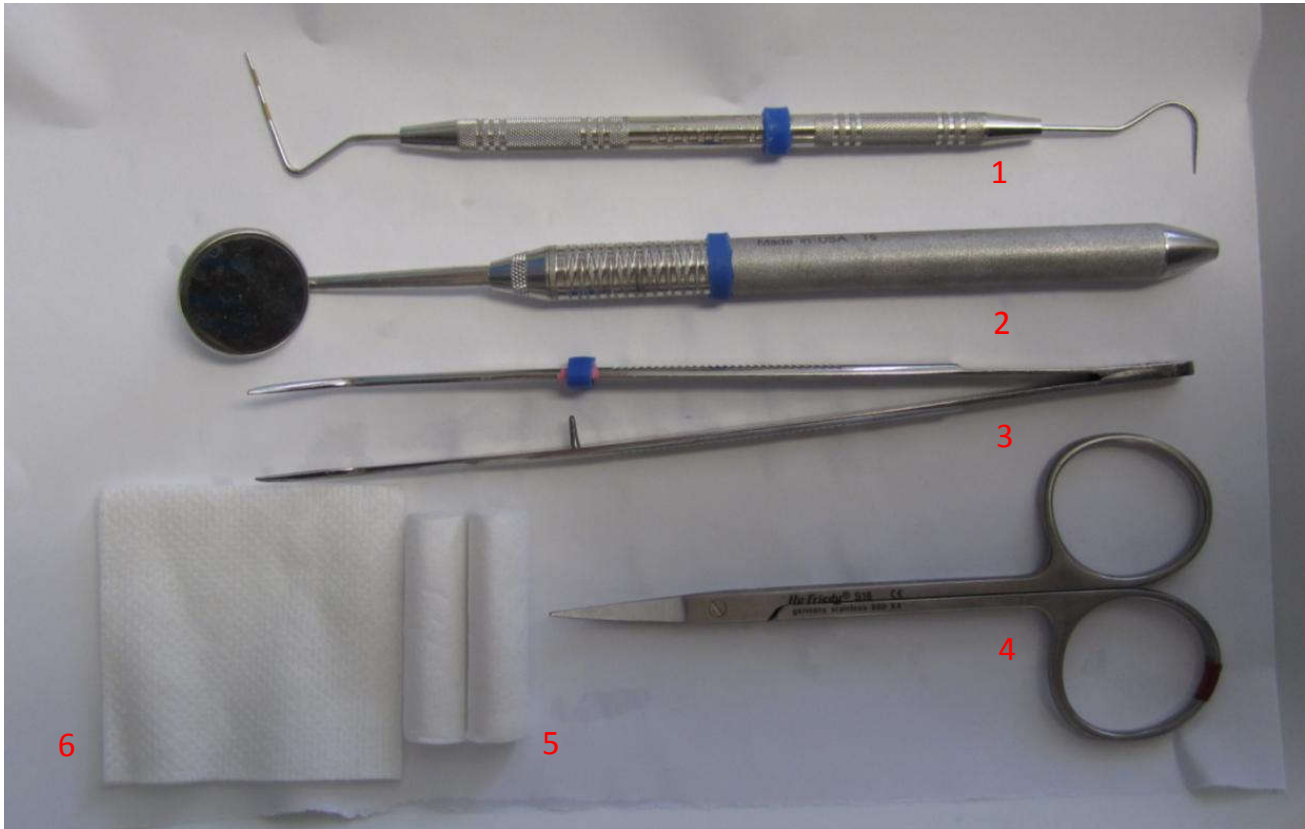


1. Suture and Needle
2. 2x2 Gauze
3. Cotton Rolls
4. Hemostat

5. Suture Scissors
6. Cotton Forcep
7. Mouth Mirror

UNIVERSAL SURGICAL INSTRUMENTS

SUTURE REMOVAL TRAY SET-UP



1. Explorer/ Perioprobe
2. Mouth Mirror
3. Cotton Forcep

4. Suture Scissors
5. Cotton Rolls
6. 2x2 Gauzes

ORAL SURGERY INSTRUMENTS



Instrument: Straight Elevators

Function: To loosen tooth from periodontal ligaments before extraction. To separate and lift tooth from socket.

Characteristics: Single ended. Variety of sizes.



Instrument: Periosteal Elevator

Function: To provide indirect vision
To retract lips, cheeks, and tongue
To reflect light into the mouth

Characteristics: Accurate image from flat surface mirrors, image magnified with concave mirrors.



Instrument: Root-Tip Picks

Function: To lift and remove small root tips in difficult areas

Characteristics: Pointed at working end . Straight or right-and-left pairs.



Instrument: Root Elevators/ Cryers

Function: To loosen root. To separate and lift tooth from socket. To use on posterior teeth

Characteristics: Single ended. Can be right or left. Variety of sizes.



Instrument: Root-Tip Elevators

Function: To lift and remove fragments of root

Characteristics: Single ended. Rounded or pointed. Straight or right-and-left pairs



Instrument: Bone File

Function: To remove or smooth edges of alveolar bone

Characteristics: Used in push-pull motion; straight-cut or cross-cut cutting end; variety of sizes, angles, and shapes.

ORAL SURGERY INSTRUMENTS



Instrument: Maxillary Universal Forceps/ Cryer 150

Function: To extract maxillary central, laterals, cuspids, premolars, and roots

Characteristics: Has straight handles or one curved handle



Instrument: Maxillary Right Forceps/ No. 88R

Function: To extract trifurcated maxillary right first or second molars

Characteristics: Has right-split beak to engage lingual root



Instrument: Maxillary Left Forceps/ No. 88L

Function: To extract trifurcated maxillary left first or second molars

Characteristics: Has left-split beak to engage lingual root



Instrument: Mandibular Universal Forceps/ Cryer 151

Function: To extract mandibular central, laterals, cuspids, premolars, and roots

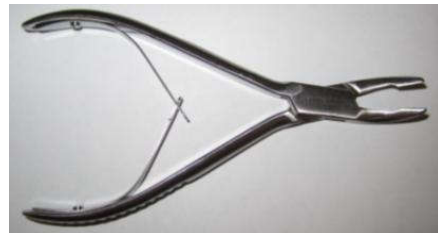
Characteristics: Has straight handles or one curved handle



Instrument: Universal Mandibular Forceps No. 23

Function: To extract mandibular first and second molars

Characteristics: Referred to as "Cowhorn" forceps; straight handles or one curved handle



Instrument: Rongeur

Function: To trim and remove excess alveolar bone after extraction

Characteristics: Variety of sizes and angles


ORAL SURGERY INSTRUMENTS



Instrument: Bone Chisel

Function: To split or section a tooth for easier removal by tapping on chisel with mallet; to reshape or contour alveolar bone

Characteristics: Single-level chisel for contouring or removing alveolar bone; bilevel chisel for splitting teeth; variety of sizes



Instrument: Surgical Curette

Function: To remove debris or granulation tissue from surgical site; to remove cyst from extraction site or surgical site; to use for gross tissue debridement

Characteristics: Various sizes and shapes; single or double ended



Instrument: Surgical Evacuation Tip

Function: To evacuate fluid from oral cavity and surgical sites

Characteristics: Stainless steel, autoclavable plastic, or disposable plastic; tips narrow to accommodate surgical site; attaches to tubing on dental unit


EXTRACTION TRAY SET-UP



EXTRACTION TRAY SET-UP INSTRUMENTS

1. Cotton Rolls
2. Topical Anesthetic
3. 2x2 Gauzes
4. Needle (Short for Maxillary; Long for Mandibular)
5. Anesthetic Carpules
6. Syringe
7. Mouth Mirror
8. Explorer/ Perioprobe
9. Small Elevator
10. Large Elevator
11. Periosteal
12. Surgical Curette
13. Forcep:
 - Teeth #1-3: 88R
 - Teeth #4-13: 150
 - Teeth #14-16: 88L
 - Teeth #17-19: Cowhorn 23
 - Teeth #20-29: 151
 - Teeth #30-32: Cowhorn 23

BURS FOR HIGH SPEED AND LOW SPEED HANDPIECES



Instrument: Magnetic Bur Block with Burs

Function: To be used by inserting into dental handpiece; to attach discs to mandrel for finishing and polishing inside or outside of oral cavity


Characteristics: Different shanks: 1. Long shanks – straight slow-speed handpiece, 2. Short latch-type shank – contra-angle slow-speed handpiece, 3.. Friction grip – high speed handpiece

Instrument: Bur

Function: To be inserted in high-speed or low-speed handpiece

Characteristics: Parts: 1. Head: Part of bur that cuts, polishes, or finishes (various sizes, shapes, and shanks); 2. Neck: Part of bur that tapers to connect shank to head of bur; 3. Shank: Part of bur that is inserted into the handpiece

- Length and style varies depending on handpiece being used
- Bur with a straight and long shank fits into straight slow-speed handpiece
- Bur with latch type at end of shank fits into contra-angle slow-speed handpiece
- Friction grip bur fits into high-speed handpiece; a chunk tightens bur into handpiece



Instrument: Rubber Points

Function: To remove amalgam restorations


Characteristics: Various polishing grits; brown points (Brownies) are abrasive for polishing; green points (Greenies) are less abrasive; Variety of shanks: 1. Latch type, 2. Friction grip

Instrument: Round Bur

Function: To remove caries from tooth structure; to open tooth for endodontic treatment

Characteristics: Various sizes; small to large

BURS FOR HIGH SPEED AND LOW SPEED HANDPIECES



Instrument: White Stone
Function: To polish restorative material
Characteristics: Various shapes and shanks



Instrument: Straight Fissure - Crosscut
Function: To cut cavity preparation; to form walls of cavity preparation; to place retention grooves in walls of cavity preparation
Characteristics: Cutting part of burr has parallel sides with horizontal cutting edge



Instrument: Straight Fissure – Plain Cut
Function: To cut cavity preparation; to form inner walls of cavity preparation; to replace retention grooves in walls of cavity preparation
Characteristics: Cutting part of burr has parallel sides



Instrument: Taper Fissure - Crosscut
Function: To cut cavity preparation; to form angles in walls of cavity preparation
Characteristics: Cutting part of burr has tapered sides with horizontal cutting edges




Instrument: Taper Fissure – Plain Cut
Function: To cut cavity preparation; to form angles in walls of cavity preparation
Characteristics: Cutting part of burr has tapered sides



Instrument: Carbide Football Finishing Burr
Function: To finish composite restoration by restoring anatomy in tooth; to equilibrate or adjust occlusion
Characteristics: Shaped like a football

BURS FOR HIGH SPEED AND LOW SPEED HANDPIECES



Instrument: Diamond Football

Function: To reduce a tooth for crown preparation for subgingival margins


Characteristics: Different grits: coarse to super-fine; various shapes and sizes; super-fine used finishing restorations.



Instrument: Mandrel

Function: To be used by inserting into a dental handpiece; to attach discs to mandrel for finishing and polishing inside or outside of oral cavity

Characteristics: Different shanks: 1. Long shank – straight slow-speed handpiece; 2. short latch-type shank – contra-angle slow speed handpiece.



Instrument: Polishing Discs

Function: To contour (coarse grit) or polish and smooth (extra-fine grit) restorative material


Characteristics: Different grits: coarse to extra-fine; various sizes; snap-on (with metal center) or screw-on



Instrument: Diamond Flat-End Taper

Function: To reduce a tooth for crown preparation when a square shoulder is needed

Characteristics: Different grits: coarse to super-fine; various sizes and shapes; super-fine used for finishing restorations

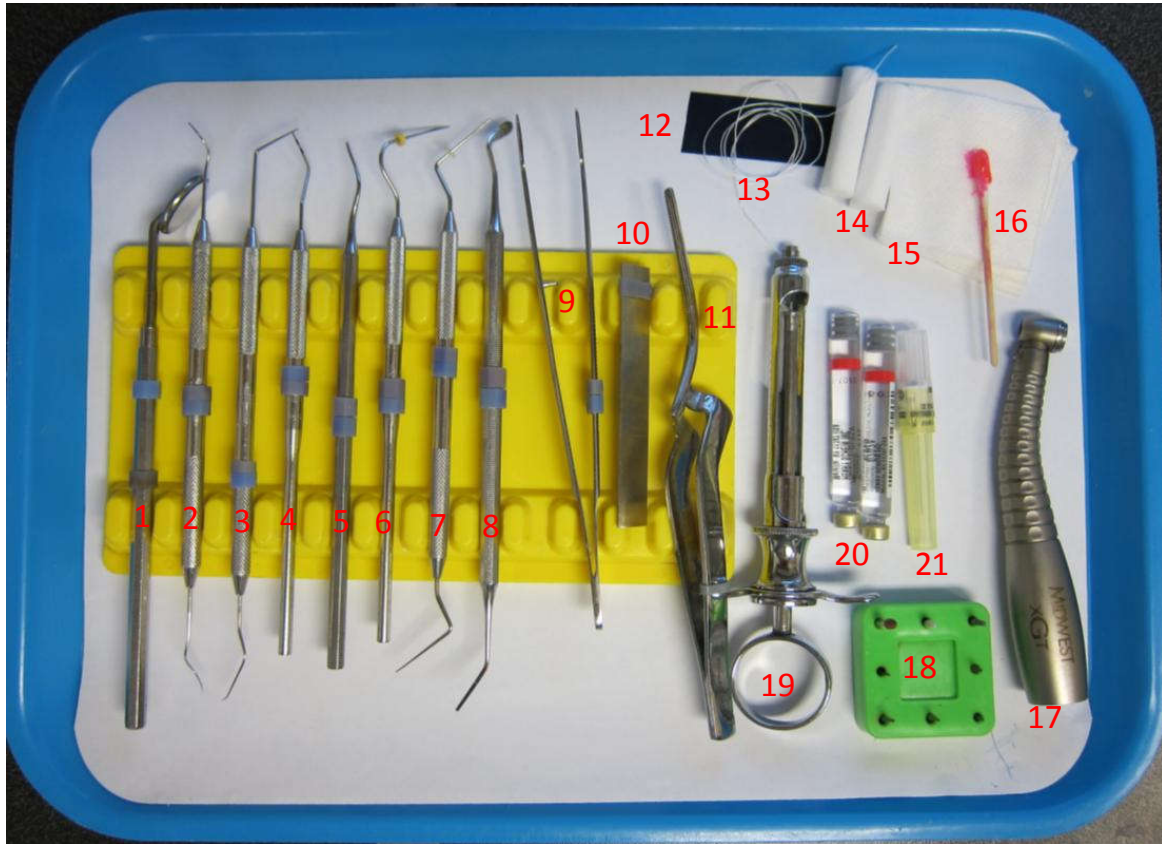


Instrument: Diamond Flat-End Cylinder

Function: To reduce a tooth for crown preparation when parallel walls and flat floors are needed

Characteristics: Different grits: coarse to super-fine; various sizes and shapes; super-fine used for finishing restorations

ROOT CANAL TRAY SET-UP



ROOT CANAL (FINISH) INSTRUMENTS

1. Mouth Mirror
- 2 – 8. Endo Set
9. Cotton Forcep
10. Metal Ruler
11. Articulating Paper Holder
12. Articulating Paper
13. Floss
14. Cotton Rolls
15. 2x2 Gauzes
16. Topical Anesthetic
17. High Speed Handpiece
18. Restorative Bur Block
19. Syringe
20. Anesthetic Carpules
21. Needle
22. Sodium Hypochloride (Bleach)
23. Chlorohexidine
24. Nerve Broaches
25. Endofiles
26. Monoject with Yellow Needle
27. Monoject with Blue Needle
28. Root Canal Lubricant
29. Low Speed Handpiece
30. IRM
31. Mixing Pad
32. Paper Points
- 33, 34. Gutta Percha Points
35. Mixing Spatula

CROWN PREP TRAY SEP-UP



CROWN PREP TRAY SEP-UP INSTRUMENTS

1. CORDS
2. BITE BLOCK
3. TEMP CEMENT
4. CROWN & BRIDGE BUR BLOCK
5. VISCOSTAT
6. SCISSORS
7. ARTICULATING PAPER
8. CORD PACKER
9. ANESTHETIC CARPULES
10. NEEDLE
11. SYRINGE
12. COTTON FORCEP
13. MOUTH MIRROR
14. FLOSS
15. EXPLORER/ PERIOPROBE
16. COTTON ROLLS
17. 2X2 GAUZES
18. TRIPLE TRAY X 3
19. IMPRESSION MATERIAL GUN X3
20. BITE REGISTRATION
21. LIGHT BODY
22. HEAVY BODY
23. BITE REGISTRATION TIP (TEAL)
24. LIGHT BODY TIP (YELLOW WITH TIP)
25. HEAVY BODY TIP (TEAL)